

# NATIONAL PREPS



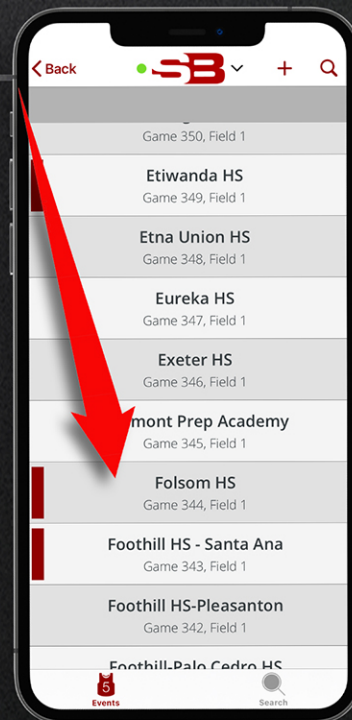
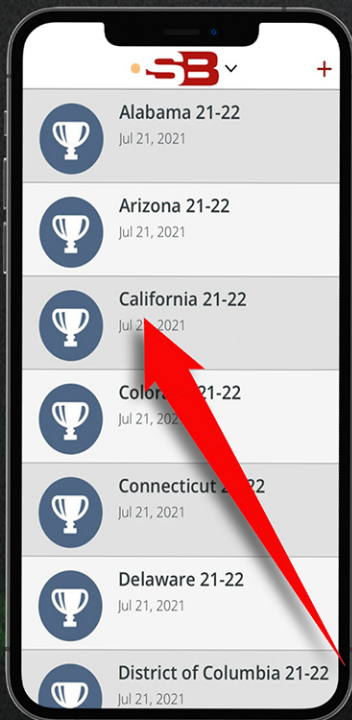
## MOBILE SCOUTING APP

Introducing the National Preps-SportsBoard (NP-SB) Mobile App, the first mobile app that:

- ◆ Is accessible with or without connectivity (on the field, in the office, in a basement or a cinderblock building; anywhere with challenging connectivity conditions).
- ◆ Allows your coaches to collect videos, photos, notes & measurements during open evaluation & recruiting periods using our App vs doing the same and texting the data in to your staff.

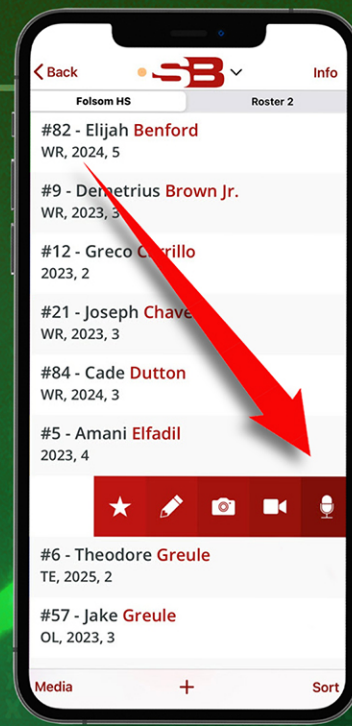
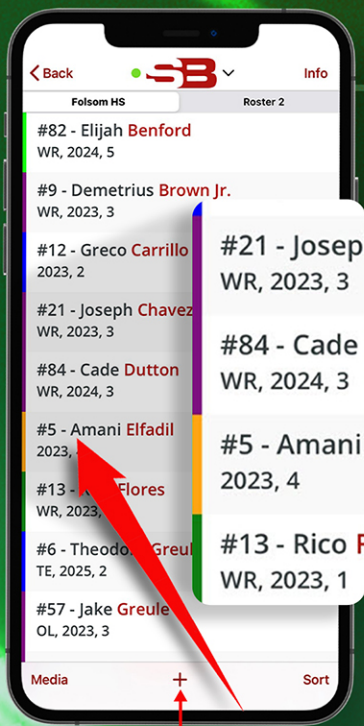
### SEARCH STATE & SCHOOL

- ◆ After you send us an export from your recruiting database of all of the prospects on your recruiting board, we will import that list into your private NP-SB account (a completely different account from the account you have for NP's scouting service). Your prospect list will be organized by State.
- ◆ When a coach goes on the road, select the State where the high schools are located.
- ◆ After selecting California, the high schools which your recruits play for appear on the screen.



### VIEW ROSTERS & SHORTCUTS

- ◆ After selecting Folsom High School, the athletes who are on your recruiting board appear.
- ◆ Notice the position, grad year and color-coded ranking group/status below each athlete's name.
- ◆ Swipe right to left on the athlete's name to collect:
  - notes
  - photos
  - video clips
  - audio notes
  - testing & measurement data
- ◆ Notice the '+' sign at the bottom so that coaches can add a player and data about that player not previously on your recruiting board.



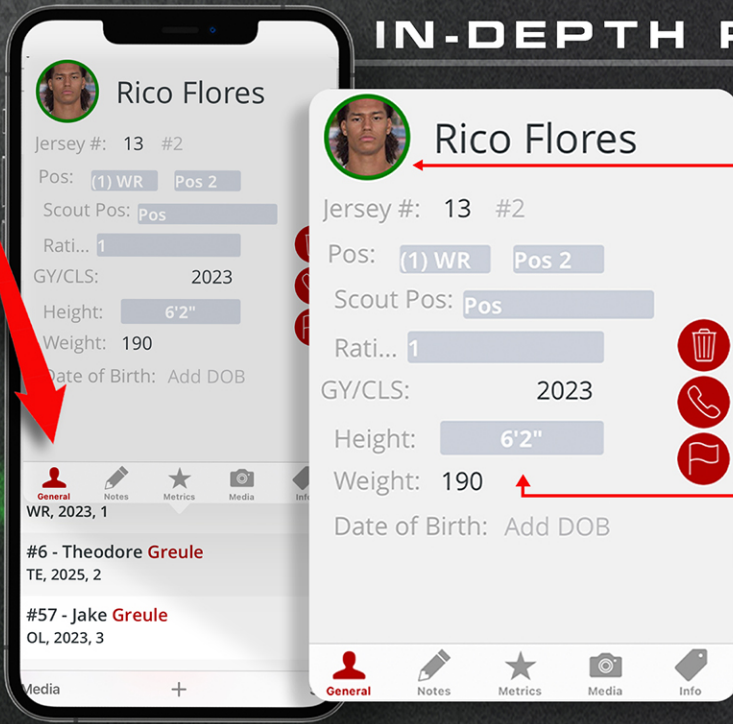
@npshowcases



npshowcases



# IN-DEPTH PLAYER PROFILE



If you tap on the athlete instead of swiping, you can:

- ◆ See more details about the athlete on the General and Info tabs.
- ◆ Enter notes & measurements or capture media using the other available tabs.

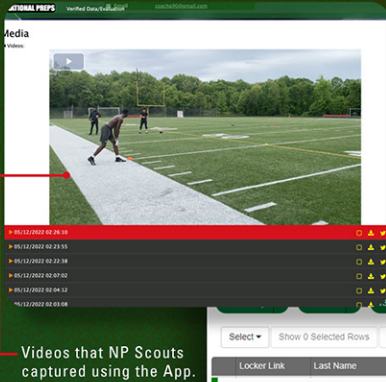
Notice the:

- headshot
- green color around the headshot designating your ranking group
- unverified height and weight (you will enter verified height and weight under when you actually verify it).


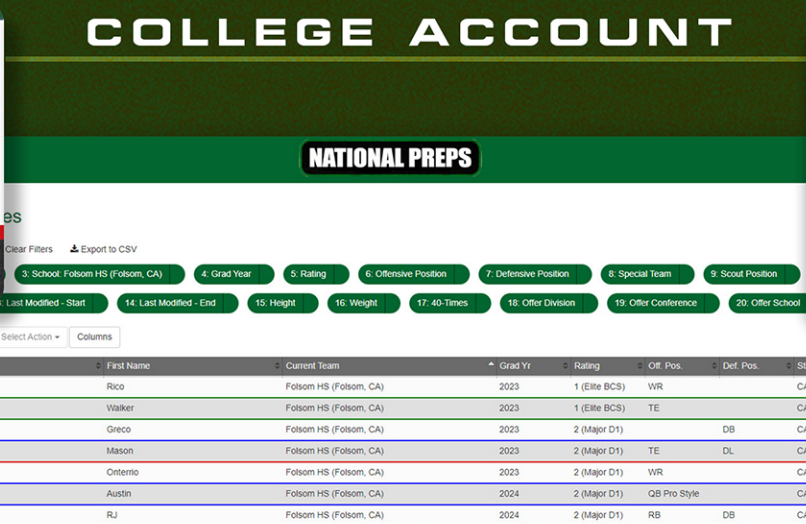
You can use the 3 buttons on the right to:

- Delete an athlete
- Add/edit contact information
- Add administrative notes

# COLLEGE ACCOUNT



Videos that NP Scouts captured using the App.



Photos that NP Scouts captured using the App.

- ◆ All of the data your coaches capture AUTOMATICALLY syncs with your NP-SB account.
- ◆ You can use the app to capture all of your data regardless of connectivity status. If you are on-line, the app will sync every ~30 seconds; if you are off-line, the app will AUTOMATICALLY sync when it detects connectivity.
- ◆ When the sync completes, all of the data will be organized AUTOMATICALLY.

# BENEFITS

No more text bombs from coaches while they are on the road containing notes, videos and photos, which require the support staff to pull all-nighters to organize.

On or off the field, speed and efficiency are two of the key factors driving success and wins. By using NP-SB, you will increase speed and efficiency in recruiting, which accelerates your recruiting process, increases your chances of signing your top recruits and, ultimately, winning!

**Contact your National Preps Account Manager to START TODAY!**

